

**KOZY HEAT**  
FIREPLACES

# “Jackson” Series

Gas Inserts




*Shown standard w/optional  
black grills and rock refractory*

Warmth, coziness, style and quality. . .

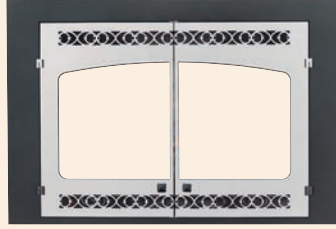
*From our family to yours.*

# Designer Options & Accessories


Full Door Shrouds



Black Renaissance pattern full door shroud



Brushed nickel Renaissance pattern full door shroud



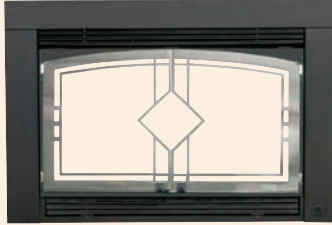
Black Mission design full door shroud

Also available in onyx and antique copper

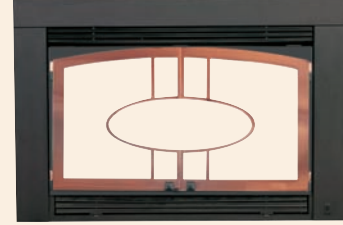
Three Piece Shrouds & Doors



Black onyx Mission design




Brushed nickel diamond pattern




Antique copper oval pattern

The above three doors are available in all finishes, only black contains screen



Black screen doors



Black Prairie screen doors



Moose pattern




Deer w/broken tree pattern

Grill Sets



Brass grills




Brass accent grills



Brushed nickel grills



Brushed nickel accent grills




Black grills

Chrome and chrome accent grills not shown

The grills shown above are examples of the different finishes available - the number of louvers per grill varies by model


Trims



Arched valance brass trim



Arched valance chrome trim



Rectangular valance



Valance screen

Controls



Wall mount thermostat




Wireless wall mount thermostat



Remote control

Refractories



Standard brick refractory



Rock refractory  
(for #XL & #XXL only)

# Turn Cold to Kozy...

Transform that cold, drafty fireplace with a clean efficient gas insert from Kozy Heat. Direct vent gas fireplace inserts are self-contained units designed to be installed within an existing fireplace opening. They can provide more heat than natural gas log sets as a result of controlled combustion and ventilation. With just the flick of a switch you have a warm, safe, fire without the smoke and ashes of wood. So discover the warmth, beauty and convenience of a "Jackson" gas fireplace insert.

Kozy Heat... Quality Fireplaces for Life.



*Shown w/optional Prairie screen  
doors and black grills*

# "Jackson" Series Inserts

# Quality Fireplaces for Life

Model	Fuel Option	High	Low	*Efficiency
Jackson	NG	40,000	27,500	80%
Jackson	NG	33,000	23,000	80%
Jackson	LP	30,000	23,500	81%
Jackson XL	NG	36,000	27,000	80%
Jackson XL	LP	36,000	25,000	81%
Jackson XXL	NG	40,900	31,900	80%
Jackson XXL	LP	39,700	30,900	80%

\*Steady state efficiency at high burn.

## Zone Heat

Install a Kozy Heat furnace rated, high efficient fireplace and save money - lower your fuel bill when you turn your furnace down and heat only the room(s) where you'll be spending time in.

## Standard Features

- High quality borofloat glass
  - Jackson 12" x 27"
  - Jackson XL 17" x 30"
  - Jackson XXL 21" x 35"
- Quick-latch glass with standard arched valance
- Seasonal heat-dump baffle
- Co-linear air duct (manifold)
- Automatic fan (2 - 75 CFM) with variable speed control
- Refractory firebrick panels (back & sides)
- High-low regulator
- Patented burner & log design
- Minnesota energy code compliant to 50 pascals

## Optional Features

- Co-linear vent system
- Co-axial vent system - includes co-axial air duct
- Grills - several styles/finishes available
- Arched valance brass or chrome glass trim
- Rectangular valance (replaces arched valance)
- Valance screen
- On/off remote control or thermostatic remote control
- Wall-mount thermostat / wireless wall mount thermostat
- Decorative (beveled) paneled glass (Jackson XL)
- Decorative screen doors
- 3 pc. or 4 pc. shrouds (Masonry or ZC style) with on/off switch mounting hole
- Black, brass or chrome shroud trim
- Custom shrouds (Masonry or ZC style)

NOTE: Custom shroud order form must be completed.

## Safety

- Each unit factory tested!
- Tested and complies with ANSI Z21.88-2002 • CSA 2.33-M02 'Vented Gas Fireplace Heater'
- Sealed combustion chamber
- Removable millivolt board with 30-second delay
- Safety pilot with piezo standing pilot ignition
- Requires no electricity to operate - excluding fan
- Automatic pressure relief gas system

## MINIMUM EXISTING FIREPLACE OPENING DIMENSIONS

Model	Height	Width	Depth	Width at Min. Depth at Location
Jackson	19"	31 1/2"	16 1/2"	21"
Jackson XL	23 1/2"	33 1/2"	16 1/2"	23 1/2"
*Jackson XXL	28"	38 1/2"	16 1/2"	26 3/4"

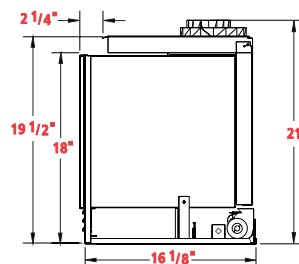
\*Minimum opening width is smaller than the actual fireplace width.

## Termination Options

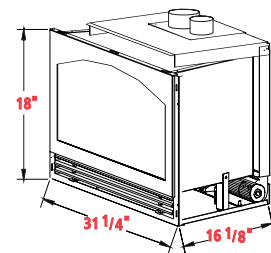
- Co-axial vent system - 30' of 4" x 6" flex pipe with termination cap (Jackson only)
- Extension kit (optional)
- Minimum chimney height - 12'
- Maximum chimney height - 40'
- Co-linear vent system - 25' of 4" and 3" flex pipe with termination cap
- Extension kit (optional)
- Minimum chimney height - 12'
- Maximum chimney height - 30' - Jackson  
40' - Jackson XL & Jackson XXL

IMPORTANT: Refer to the installation manual for the model you are installing for complete installation and venting requirements.

## Co-Axial Air Duct

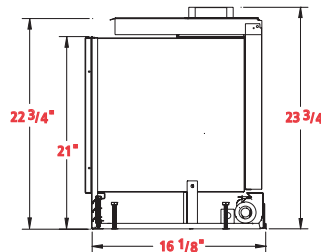


## Co-Linear Air Duct

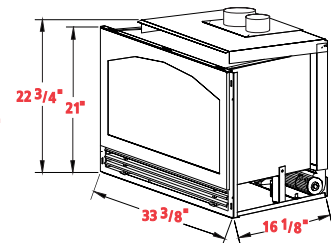


**Jackson Model**  
Weight - 125 lbs.

## Co-Linear Air Duct

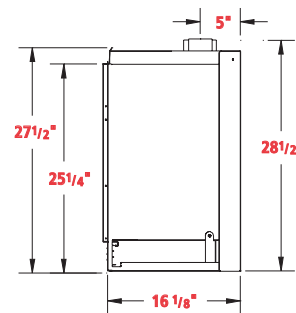


## Co-Linear Air Duct

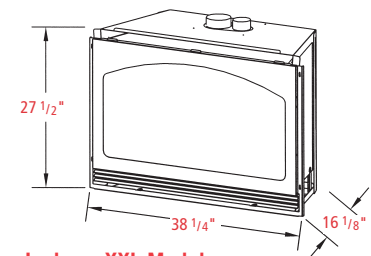


**Jackson XL Model**  
Weight - 135 lbs.

## Co-Linear Air Duct



## Co-Linear Air Duct



**Jackson XXL Model**  
Weight - 200 lbs.

For complete information and installation instructions, contact your Kozy Heat Dealer at:



Manufactured by Hussong Mfg. Co. Inc.  
204 Industrial Park Drive, Lakefield, MN 56150  
Phone 1-800-253-4904 www.kozyheat.com

In order to continually provide the highest quality product available, specifications and dimensions are subject to change. Refer to the unit installation manual for complete installation instructions. Installation must conform with local building codes.